

CONTACT


- **Doha, Qatar**
m/WA: +974 5570 9628
- **Riyadh, Saudi Arabia**
WA: +966 542393726
- **Jounieh, Lebanon**
m/WA: +961 70057037
- **Bishkek, Kyrgyzstan**
WA: +996 777685828
- **By Email**
Info@skalasolutions.com



www.skalasolutions.com

PORTIROUND

Ring-Lock Scaffolding System



Safe Working Conditions

With small adjustments, obstacles are overcome and work areas are covered completely.

Non Slippery Floor

The perforated surface of the walkways provides a safe working area that prevents slips.

Easy Installation

It provides a fast and safe installation thanks to its internal and self-locking locks.

High Load Capacity

It has a high load carrying capacity thanks to the rigidity of the part connection points and its ability to handle very high loads.



System Features

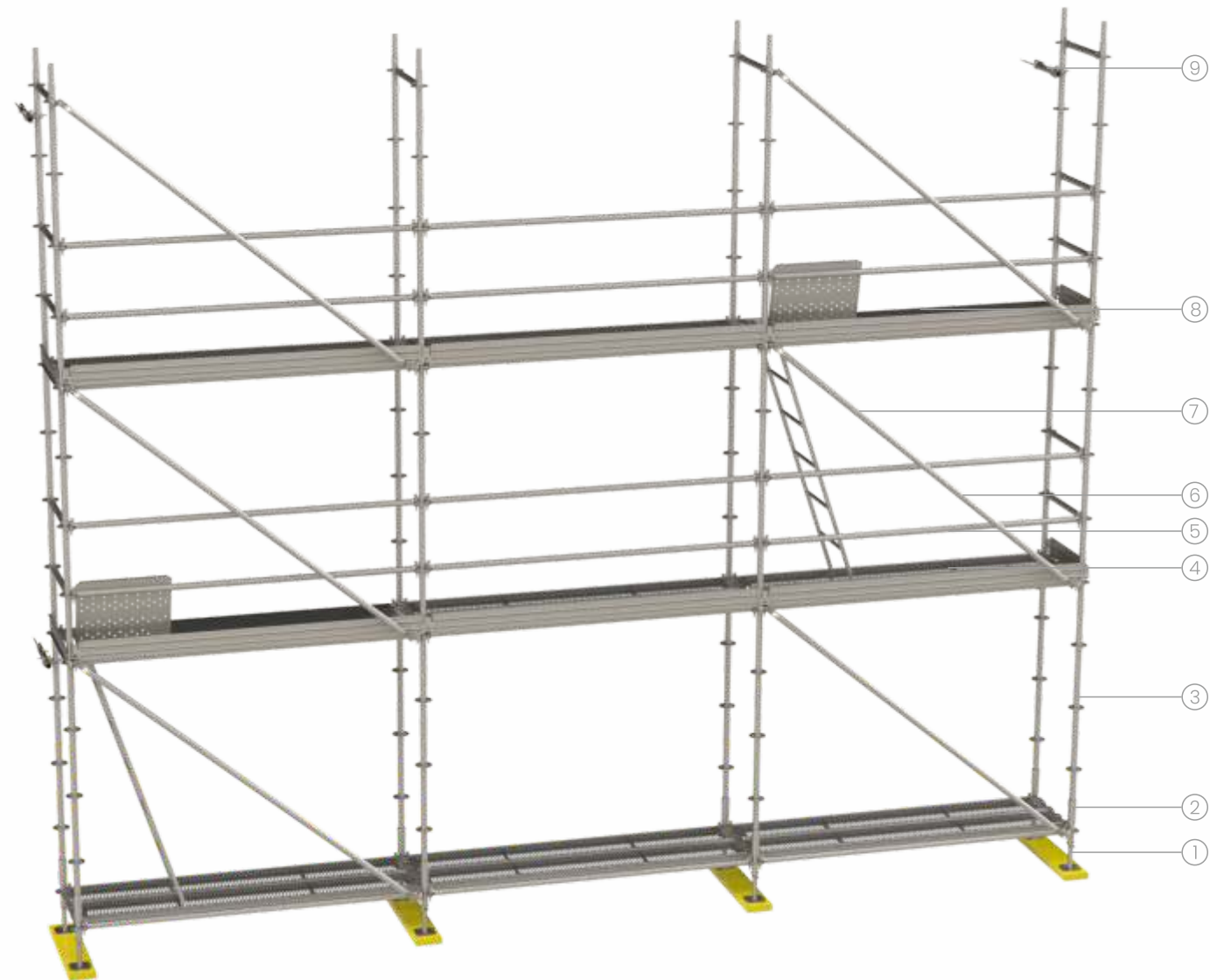
- * This system, designed to be assembled even by a single person, can be quickly mounted and dismantled.
- * Welded flanges with 8 connection points on vertical elements allow adaptation to any architecture.
- * Fixed parts are protected against corrosion with hot-dip galvanizing.
- * Takes up minimal space during storage.
- * Ensures maximum safety, elevating the work environment to a high standard.



PORTIROUND

PORTIROUND is a flanged, modular, and multidirectional scaffolding system that can accommodate even the most complex and irregular geometries. It ensures quick assembly and disassembly with the highest safety standards. The core of this flanged system is an 8-drill steel rosette (ring) that provides flexibility in all directions. Different work levels are interconnected to ensure quick movement and maximum safety. The entire system complies with TS-EN-12810-12811 standards, providing a high-level safe working environment. It takes up very little space during storage.

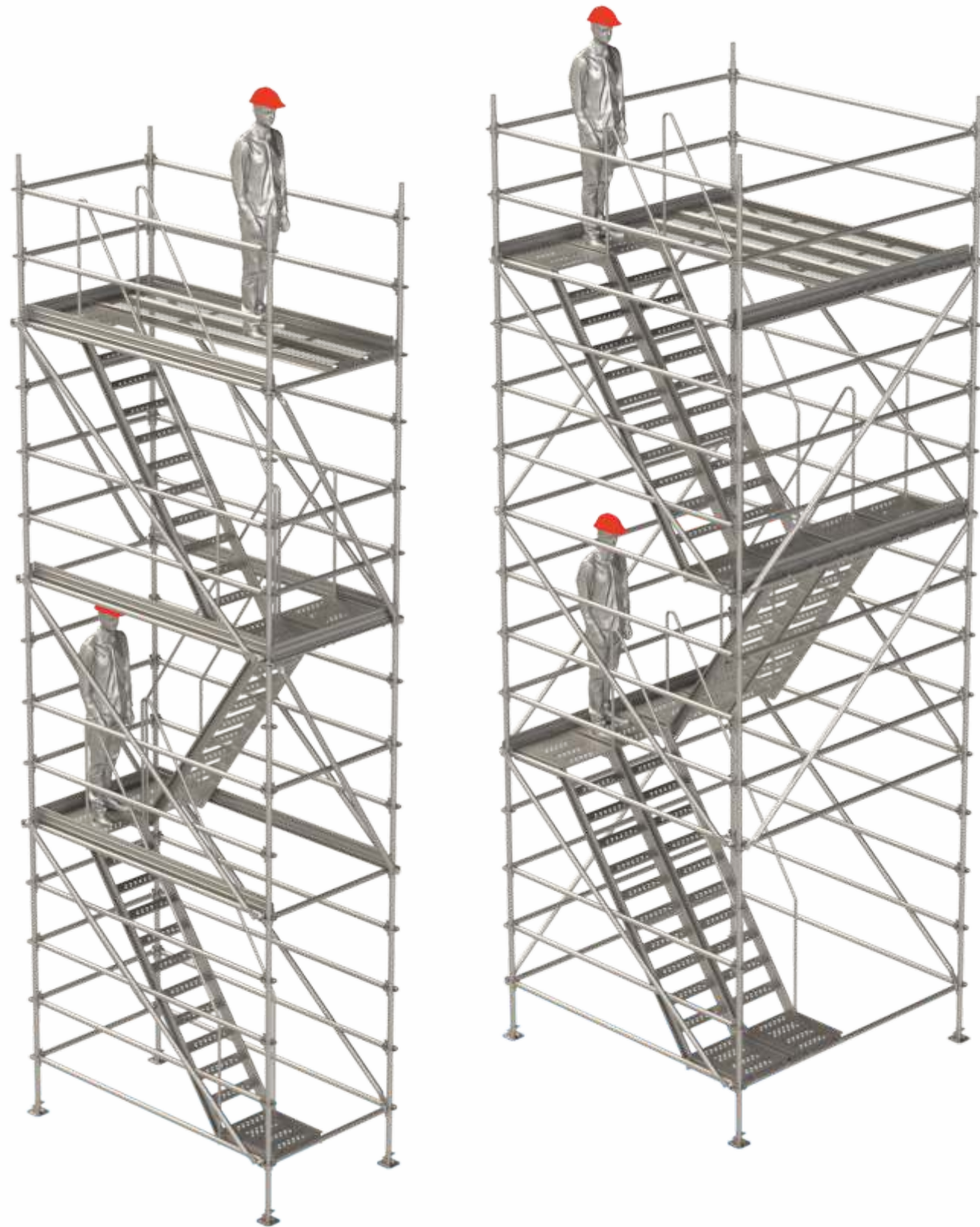
Portiround Facade Scaffolding System Detail



- 1 - Base Jack
- 2 - Starter Collar
- 3 - Standard
- 4 - Steel Walking Platform
- 5 - Ledger
- 6 - Diagonal
- 7 - Walking Platform With Ladder
- 8 - Toeboard
- 9 - Anchoring Pipe



Portiround Facade Scaffolding Stair Tower Detail


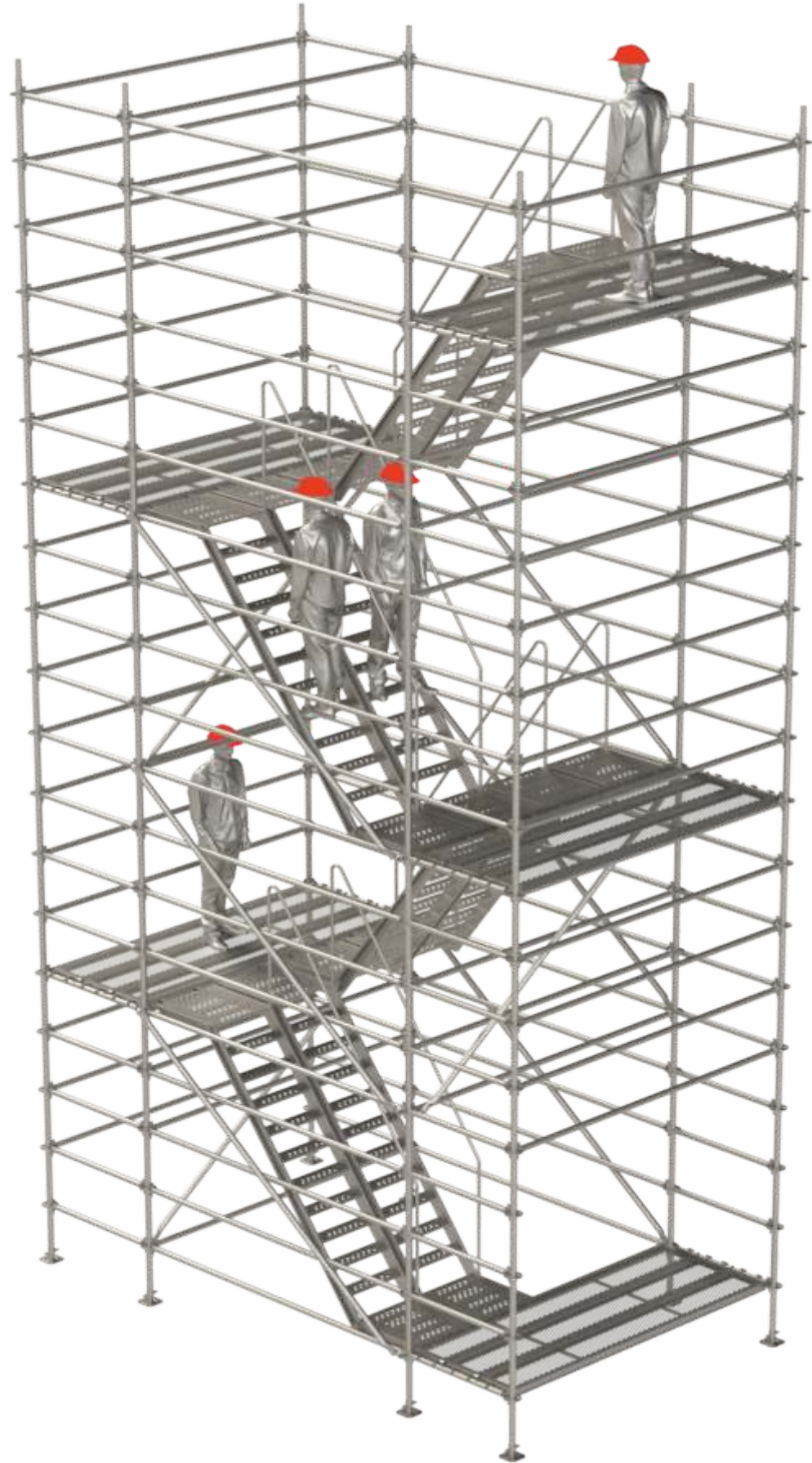


Portiround Flanged Single Direction Stair Tower

Portiround Flanged Double Direction Stair Tower



Portiround Facade Scaffolding Stair Tower System Application



Portimobile Facade Mobile Scaffolding System

Mobile Scaffolding System are a popular solutions for construction, maintenance, and repair work, providing safe and efficient working areas. These systems, with their sturdy structures and portability, accelerate work processes and enhance job safety.



Wheel With Brake



CODE	SIZE cm	WEIGHT kg
2027138421050	200*50	7,00

Pratical Portability

Wheeled mobile scaffolds can be easily moved around the worksite and quickly reach different working areas.

Installation and Dismantling Practicality


Easy and quick assembly and disassembly save time and increase efficiency.

Multipurpose

It can be used in various fields, including construction, maintenance, painting and cleaning.




Portirond Industrial Applications



Portirond Circular Applications



Portirond Heavy Load Scaffold Detail



Prop Upper Head

CODE	SIZE cm	WEIGHT kg
4020200104848	25	1,00



Ledger

CODE	SIZE cm	WEIGHT kg
4020200104848	25	1,00



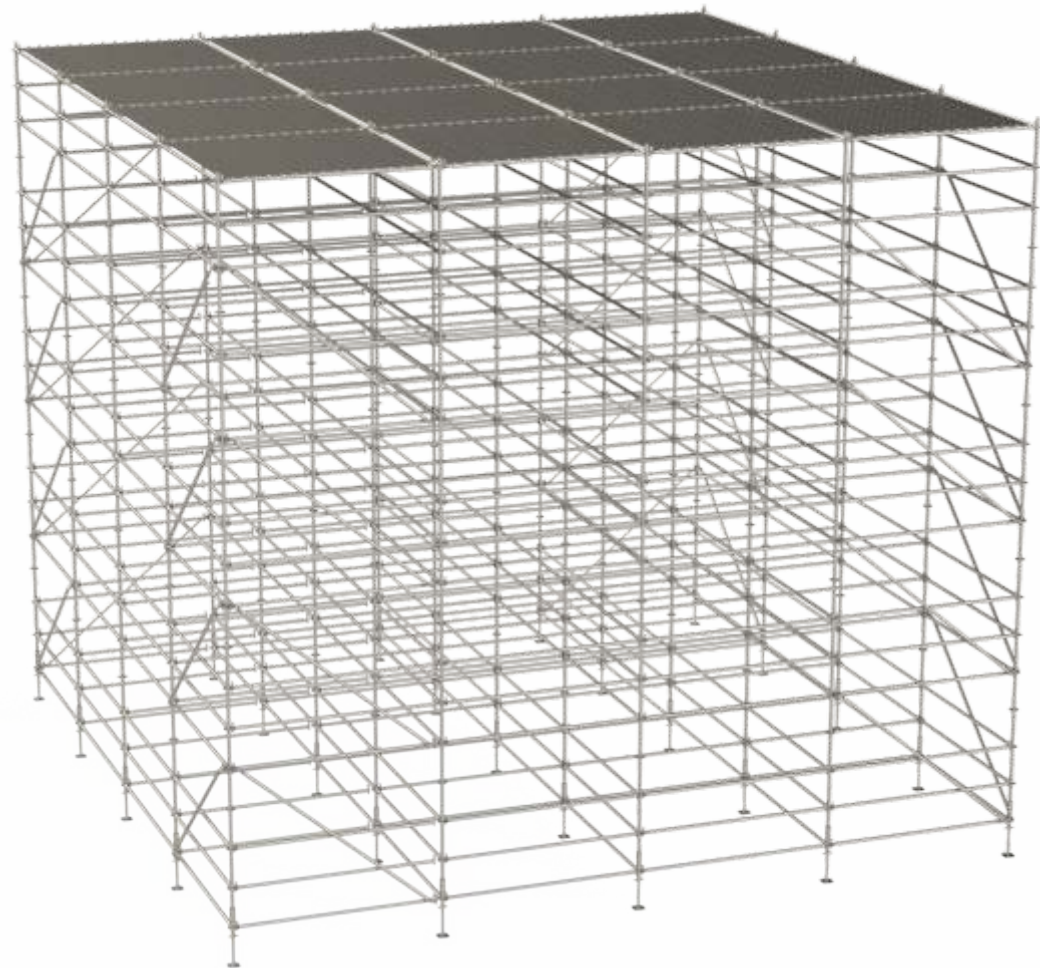
Prop Lower Head

CODE	SIZE cm	WEIGHT kg
4020200104848	25	1,00




Portiround Large Scaffolding Detail

Thanks to its flexible and modular structure, the Flanged Scaffolding System can be adapted to various applications. Constructing a volume scaffold with this system significantly simplifies work processes, especially with its high load-bearing capacity and advantages of fast assembly and disassembly.



Portimobile Reinforcement Scaffold Detail

Flanged scaffolds, which maximize safety at high elevations, are used to ensure that workers can operate comfortably. These scaffolds provide a safe and efficient working environment in areas that are otherwise difficult for workers to access.



PORTIROUND

Various Applications



To find out more...



PORTIROUND

Ring-Lock Scaffolding System

CODE	SIZE cm	WEIGHT kg
2023348302050	050	3,20
2023348302100	100	4,60
2023348302150	150	7,00
2023348302200	200	9,00
2023348302250	250	11,20
2023348302300	300	13,00



Ringlock Standard

CODE	SIZE cm	WEIGHT kg
2028010028070	070	7,40
2028010028100	100	9,90
2028010028150	150	14,70
2028010028200	200	16,50
2028010028250	250	20,00
2028010028300	300	24,00



Steel Walking Platform

PORTIROUND

Ring-Lock Scaffolding System

CODE	SIZE cm	WEIGHT kg
2021348252070	070	2,50
2021348252100	100	3,80
2021348252150	150	5,20
2021348252200	200	6,60
2021348252250	250	8,00
2021348252300	300	8,60



Ledger

CODE	SIZE cm	WEIGHT kg
2021340252225	100	5,90
2021340252250	150	6,50
2021340252275	200	7,10
2021340252325	250	7,90
2021340252375	300	8,80



Ringlock Diagonal

CODE	SIZE cm	WEIGHT kg
2021348255250	250	14,40
2021348255300	300	17,10



Ringlock Diagonal

CODE	SIZE cm	WEIGHT kg
2028370224070	070	2,30
2028370224100	100	3,00
2028370224150	150	4,20
2028370224200	200	5,40
2028370224250	250	6,60
2028370224300	300	7,80



Toeboard

PORTIROUND

Ring-Lock Scaffolding System

CODE	SIZE cm	WEIGHT kg
4080011160202	200	18,00
4080011160252	250	23,50
4080011160302	300	27,00

Steel Walking Platform With Ladder



CODE	SIZE cm	WEIGHT kg	
4080012160202	200	23,00	Ply
4080012160252	250	26,00	Ply
4080012160302	300	29,00	Ply
4080012160202	200	18,00	Al
4080012160252	250	23,50	Al
4080012160302	300	27,00	Al

Aluminium Walking Platform with Ladder



Plywood Faced




Aluminium Faced

PORTIROUND

Ring-Lock Scaffolding System


CODE	SIZE cm	WEIGHT kg
2028300553020	30*20	43,10
2028300552520	25*20	36,40
2028300552020	20*20	32,70

Z Stair Steel



Z Stair Aluminum

CODE	SIZE cm	WEIGHT kg
4080031060101	300*200	27,50
4080031060100	250*200	24,00



PORTIROUND

Ring-Lock Scaffolding System

CODE	SIZE cm	WEIGHT kg
2027035001050	50	4,60
2027035001075	75	6,10
2027035001100	100	7,70



Base Jack

CODE	SIZE cm	WEIGHT kg
2021330000025	25	1,70



Starter Collar

CODE	SIZE cm	WEIGHT kg
2021354000035	35	6,30
2021350000070	70	7,70
2021350000100	100	9,90



Ringlock Console

PORTIROUND

Ring-Lock Scaffolding System

CODE	SIZE cm	WEIGHT kg
4019000000001	50	1,00
4019000000009	70	1,00
4019000000002	100	1,40



Anchoring Pipe

CODE	SIZE cm	WEIGHT kg
4020200004848	48*48	1,00
4020200006048	60*48	1,15
4020200006060	60*60	1,30



Swivel Coupler

CODE	SIZE cm	WEIGHT kg
4020200104848	48*48	1,10



Fixed Coupler

CODE	SIZE cm	WEIGHT kg
2018005480050	48*50	1,40
2018005480100	48*100	2,70
2018005480125	48*125	3,40
2018005480150	48*150	4,10
2018005480175	48*175	4,80
2018005480200	48*200	5,50
2018005480225	48*225	6,10
2018005480250	48*250	6,80
2018005480275	48*275	7,50
2018005480300	48*300	8,30
2018005480325	48*325	9,00
2018005480350	48*350	9,50
2018005480400	48*400	10,90
2018005480450	48*450	12,20
2018005480500	48*500	14,00
2018005480600	48*600	16,30



Steel Tube